

# Программное обеспечение в школьной проектной деятельности



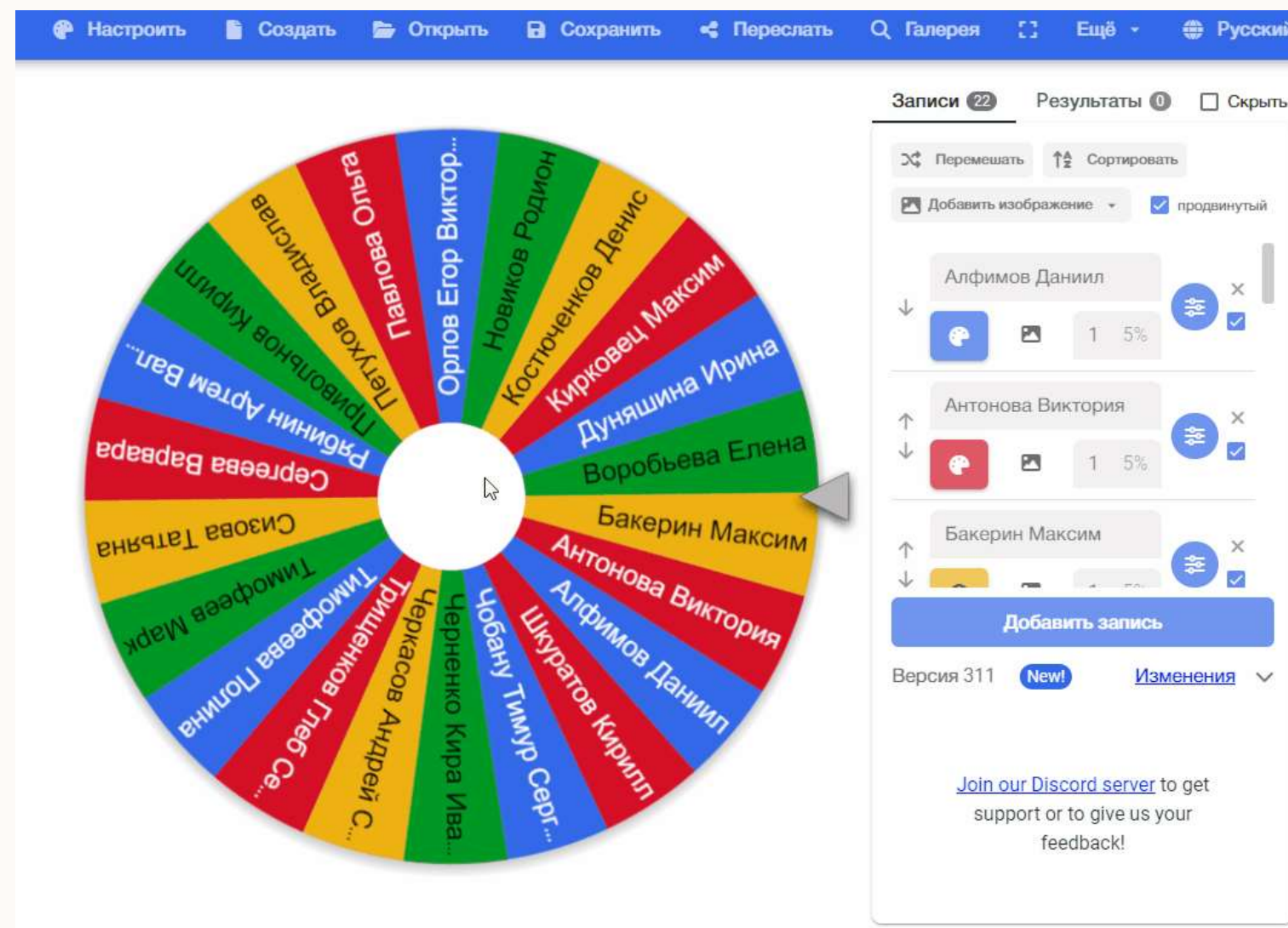
Титкова Д.И



# Популярные сервисы для составления групп

## Wheel of Names

Бесплатное онлайн-приложение для случайного распределения учеников в команды.



# Random Group Generator

Простой инструмент, который позволяет учителям быстро формировать группы учащихся.

The screenshot shows the main interface of the Random Group Generator. At the top, there is a navigation bar with the logo 'keamk' and links for 'Create Teams', 'Features', 'Examples', 'History', 'Lists', and user settings. Below the navigation bar, there are two sections: 'Draw Title' with a text input field containing 'Project', and 'Draw Type' with three buttons: 'Normal', 'Gender', and 'Skill Level'. The 'Skill Level' button is highlighted. Below these sections, there are two columns of input fields. The left column is labeled 'Participants' and has a dropdown menu set to '10'. It contains ten input fields, each with a small 'x' icon on the left, and an 'Add Participant' button at the bottom. The right column is labeled 'Teams' and has a dropdown menu set to '2'. It contains two input fields and an 'Add Team' button. At the bottom of the interface, there are two buttons: 'Cancel' and 'Generate Teams'.

This screenshot shows the results for the first group, labeled '1 (5)'. It features a 'Hide skill levels in the public draw' toggle switch set to 'OFF'. Below the group title, there are five rows, each representing a team member. Each row has a small box with a number (1-5), a text input field containing a skill level, and a red button with a number. The skill levels are 10, 5, 3, 9, and 7. The red buttons contain the numbers 5, 1, 3, 4, and 2. At the bottom right of the group results, the total number '15' is displayed.

This screenshot shows the results for the second group, labeled '2 (5)'. It features a 'Hide skill levels in the public draw' toggle switch set to 'OFF'. Below the group title, there are five rows, each representing a team member. Each row has a small box with a number (1-5), a text input field containing a skill level, and a red button with a number. The skill levels are 2, 1, 6, 8, and 4. The red buttons contain the numbers 4, 5, 1, 3, and 2. At the bottom right of the group results, the total number '15' is displayed.



# Другие рандомайзеры

- 1 TeamMaker в Google Sheets
- 2 Flippity Random Name Picker
- 3 Модули в Moodle и Google Classroom



# Сервисы для придумывания тем проектов

## IdeaGenerator.ai

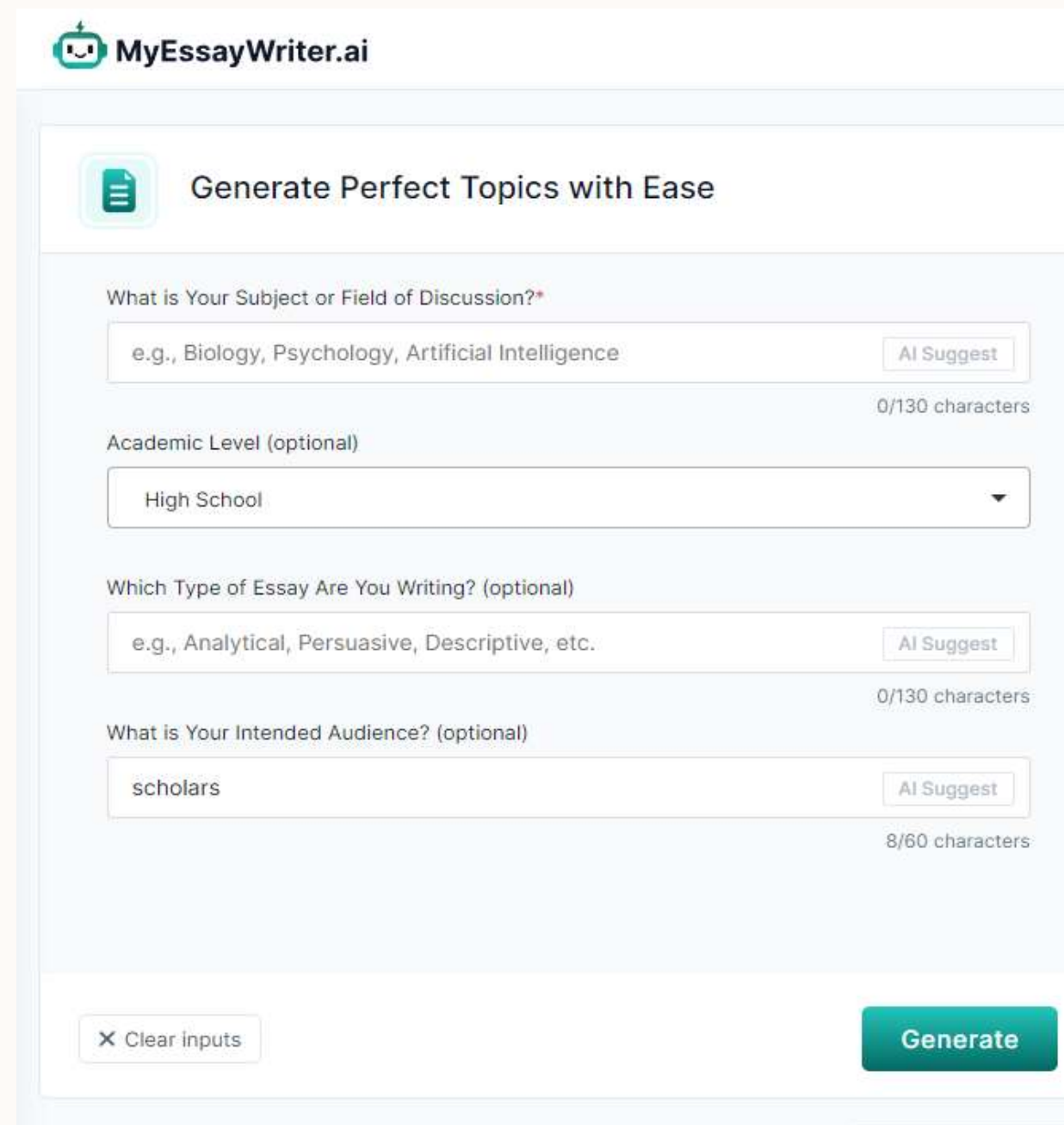
Онлайн-сервис, генерирующий идеи для проектов на основе ключевых слов.

The screenshot shows the main interface of the IdeaGenerator.ai website. At the top left, there is a blue navigation bar with the 'Idea Generator' logo. On the right side of the bar are links for 'Generate', 'Saved', 'Startup Ideas' (with an external link icon), 'Login', and a 'Sign up' button. Below the navigation bar, a central message states '22 744 Ideas generated in the last 24 hours'. The main heading asks 'What ideas are you looking for?' with the word 'ideas' highlighted in yellow. Below this is a text input field containing the example text 'a lesson in technology and labor+ school project patchwork doll'. A blue arrow icon is positioned at the bottom right of the input field. At the bottom center, the word 'ideas' is displayed with a downward-pointing arrow.

# Сервисы для придумывания тем проектов

## Essay Topic Generator

Приложение, которое предлагает темы для исследовательских работ и эссе.



The screenshot shows the MyEssayWriter.ai website interface for generating essay topics. The page has a light blue header with the logo and name. Below the header, there's a section titled "Generate Perfect Topics with Ease" with a document icon. The form consists of four input fields, each with an "AI Suggest" button and a character count. The first field is for the subject, the second is a dropdown for academic level, the third is for essay type, and the fourth is for the intended audience. At the bottom, there are "Clear inputs" and "Generate" buttons.

MyEssayWriter.ai

Generate Perfect Topics with Ease

What is Your Subject or Field of Discussion?\*

e.g., Biology, Psychology, Artificial Intelligence AI Suggest

0/130 characters

Academic Level (optional)

High School

Which Type of Essay Are You Writing? (optional)

e.g., Analytical, Persuasive, Descriptive, etc. AI Suggest

0/130 characters



What is Your Intended Audience? (optional)

scholars AI Suggest

8/60 characters

X Clear inputs Generate

# Essay Topic Generator

 MyEssayWriter.ai Order Custom Essay 

## Generate Perfect Topics with Ease

What is Your Subject or Field of Discussion?\*

visual art + death AI Suggest 18/130 characters

Academic Level (optional)

High School

Which Type of Essay Are You Writing? (optional)





analytical AI Suggest 10/130 characters

What is Your Intended Audience? (optional)


scholars AI Suggest 8/60 characters


✕ Clear inputs Generate

New Results Previous Outputs Clear

    Just Now

1. The Symbolism of Death in Visual Art: An Analytical Examination of Traditional and Contemporary Depictions
2. Exploring the Intersection of Mortality and Aesthetics: An Analytical Study of Death in Visual Art
3. Death and the Human Experience: Analyzing the Role of Visual Art in Confronting Mortality
4. A Critical Analysis of Death as a Motif in Visual Art: Unpacking Themes of Transience and Eternity
5. The Evolution of Death Imagery in Visual Art: A Scholarly Examination of Cultural Perspectives and Interpretations

 Create an outline for your topic in minutes Try Essay Outliner >>

 Turn your topic into an essay with a click Try Essay Writer >>

Скажем «Нет!» языковому барьеру!







# Ученические инструменты для проектов



## PowerPoint

Создание презентаций для демонстрации проектов



## Microsoft Word

Написание отчетов и исследовательских работ

# Графические редакторы



# Видеоредакторы

## 1 Movavi

Интуитивно понятное приложение для монтажа и обработки видео



## 2 Adobe Premiere

Профессиональный инструмент для создания высококачественных видеопроектов





# Игры

1

## Minecraft

Если нужно что-то построить, не затрачивая много сил, то данная игра-песочница отлично подойдет для этой цели.



2

## The Sims 4

Эта игра симулятор реальной жизни подойдет как для создания моделек людей, так и для сложного строительства различных типов архитектуры.







## Заключение

Таким образом проектная деятельность — это процесс, в котором каждый элемент важен.

Использование разнообразного программного обеспечения открывает широкие возможности для организации эффективной проектной деятельности в школе.